

Scaled data based on original data using
LM-79-08 Approved Method: Electrical and Photometric Measurements of Solid-
State Lighting Products

Test Report Prepared for
Cooper Lighting Solutions
(formerly Eaton)

Brand: McGRAW-EDISON

Report Number: P199941

Luminaire Tested: **GWC-AF-01-LED-E1-RW-7030-800**

Issue Date: 3/3/2020

Test Information

Test Method: LM-79-08
Report Number: P199941
TEST IS SCALED FROM IESNA LM-79-08 TEST DATA (P24166)
Test Lab: INNOVATION CENTER P2
Issue Date: 3/3/2020
Manufacturer: COOPER LIGHTING SOLUTIONS (FORMERLY EATON)
Product Line: MCGRAW-EDISON
Catalog Number: GWC-AF-01-LED-E1-RW-7030-800
Description: GALLEON WALL LUMINAIRE
(1) 70 CRI, 3000K, 800mA LIGHTSQUARE WITH 16 LEDS EACH AND RECTANGULAR WIDE OPTICS
Light Source: -
Ballast/Driver: ELECTRONIC DRIVER

Summary

Lumens per Lamp: N/A
Luminaire Lumens: 5077.3 lumens
Efficiency: N/A
Efficacy: 115.4 lumens/watt
Luminous Opening: Rectangular (W 0.5' x L: 0.5' x H: 0')
IES Classification: Type II - Medium - Full Cutoff
BUG Rating: B2 - U0 - G2

Input Watts (W): 44
Input Voltage (V): NR
Input Current (Ain): NR
Voltage Rise (V): NR
Power Factor: NR
Total Harmonic Distortion (THDi): NR
Frequency (hertz): 60
Stabilization Time: NR
Operation Time: NR
Ambient Temperature (°C): NR
Test Distance: 25 FT

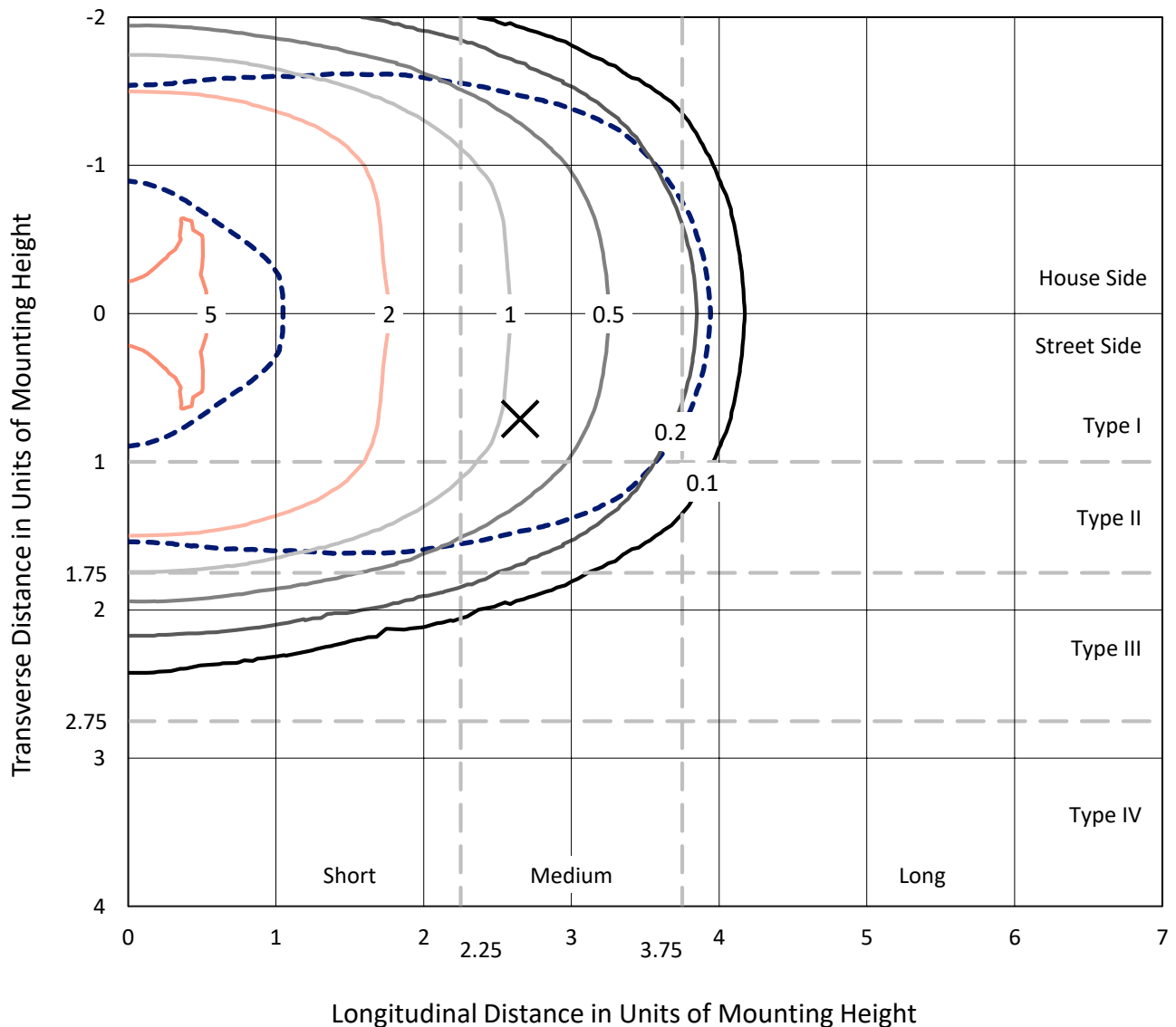


REPORT NUMBER: P199941

CATALOG NUMBER: GWC-AF-01-LED-E1-RW-7030-800

Iso-Footcandle Lines of Horizontal Illumination

✕ Max cd
 - - - 1/2 Max cd

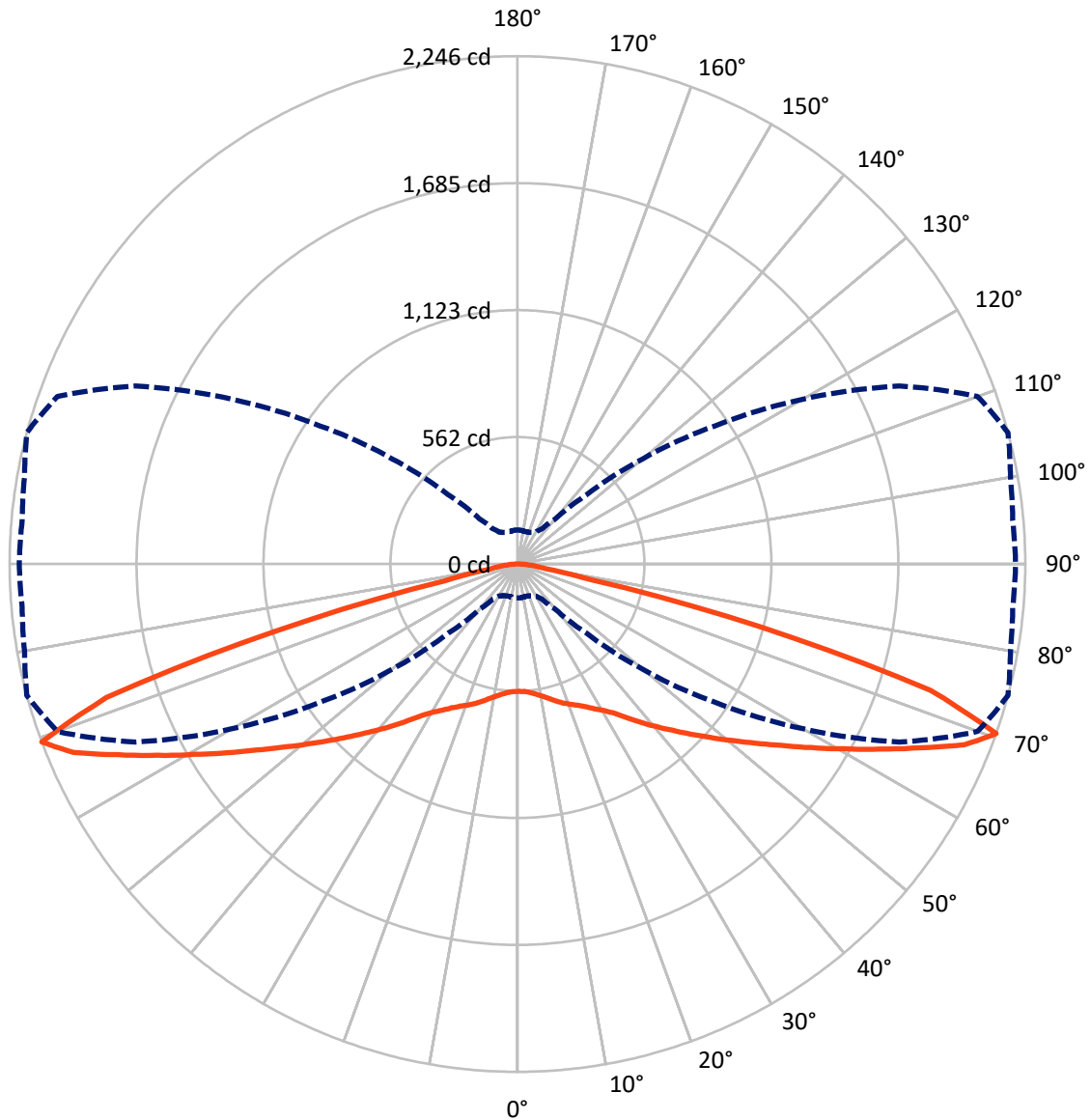


Based on 10 foot mounting height. Maximum calculated value = 5.7 fc
 Type II - Medium - Full Cutoff

REPORT NUMBER: P199941

CATALOG NUMBER: GWC-AF-01-LED-E1-RW-7030-800

Luminous Intensity Polar Plot



— Vertical Plane Through 75-Deg Lateral - - - Horizontal Cone Through 70-Deg Vertical

REPORT NUMBER: P199941

CATALOG NUMBER: GWC-AF-01-LED-E1-RW-7030-800

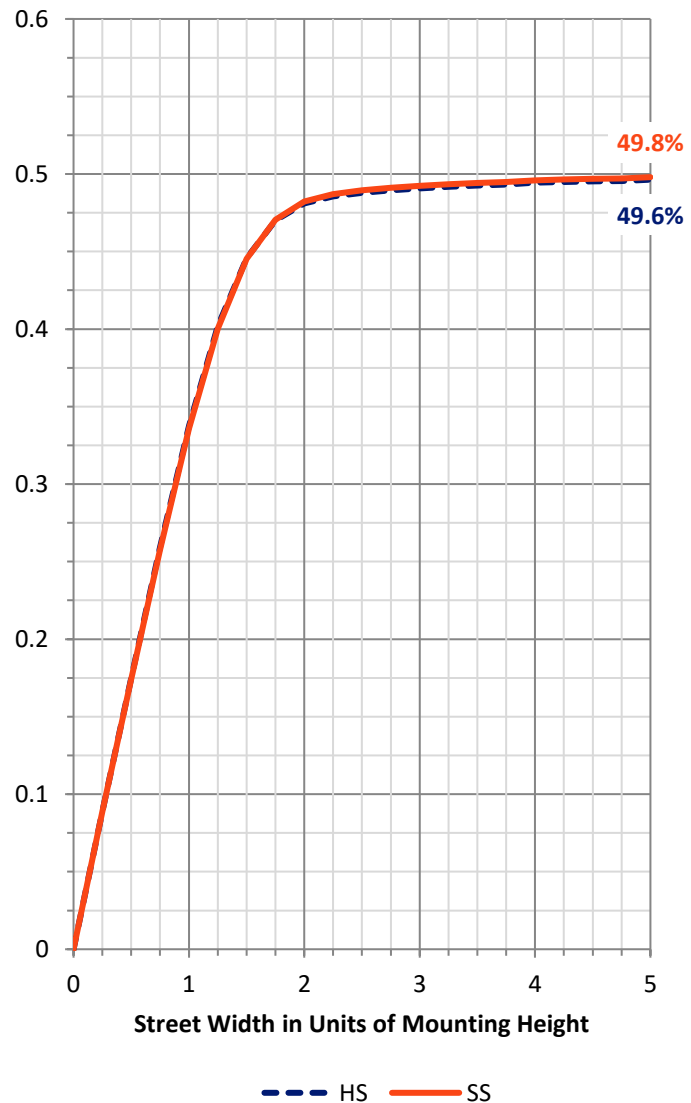
FLUX DISTRIBUTION:

		Downward	Upward	Total
House Side	Lumens	2538.6	0.0	2538.6
	% Fixture	50.0	0.0	50.0
Street Side	Lumens	2538.6	0.0	2538.6
	% Fixture	50.0	0.0	50.0
Total	Lumens	5077.3	0.0	5077.3
	% Fixture	100.0	0.0	100.0

Coefficient of Utilization

ZONAL LUMENS:

Zone	Lumens	% Fixture
0°-10°	54.0	1.1
10°-20°	167.8	3.3
20°-30°	315.9	6.2
30°-40°	559.4	11.0
40°-50°	935.4	18.4
50°-60°	1303.5	25.7
60°-70°	1208.8	23.8
70°-80°	481.7	9.5
80°-90°	50.6	1.0
90°-100°	0.0	0.0
100°-110°	0.0	0.0
110°-120°	0.0	0.0
120°-130°	0.0	0.0
130°-140°	0.0	0.0
140°-150°	0.0	0.0
150°-160°	0.0	0.0
160°-170°	0.0	0.0
170°-180°	0.0	0.0
0°-90°	5077.3	100.0
0°-180°	5077.3	100.0



REPORT NUMBER: P199941

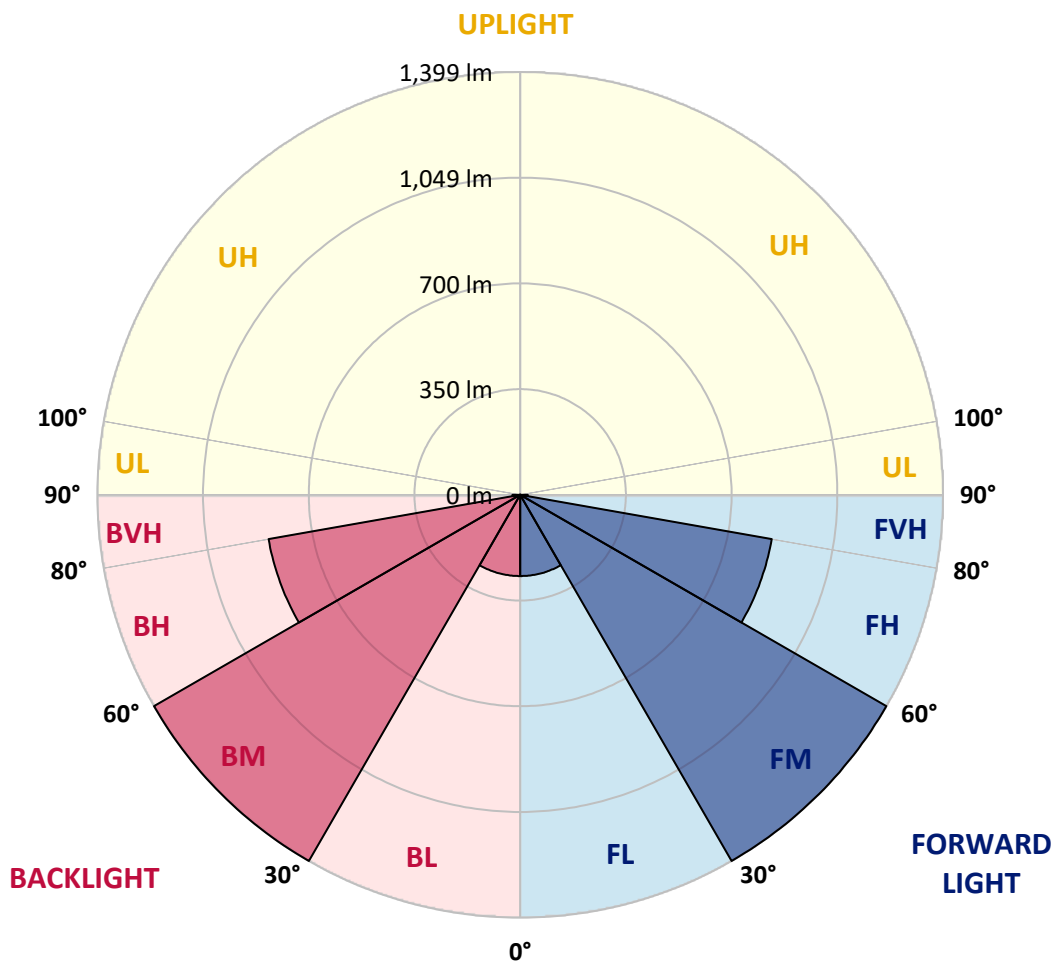
CATALOG NUMBER: GWC-AF-01-LED-E1-RW-7030-800

LUMINAIRE CLASSIFICATION SYSTEM LUMEN TABLE AND BUG RATING:

Zone		Lumens	% Fixture	Zone Rating/Lumen Limit		
				B	U	G
FL	(0°-30°)	268.9	5.3			
FM	(30°-60°)	1399.2	27.6			
FH	(60°-80°)	845.3	16.6			G1/1800
FVH	(80°-90°)	25.3	0.5			G1/100
BL	(0°-30°)	268.9	5.3	B1/500		
BM	(30°-60°)	1399.2	27.6	B2/2500		
BH	(60°-80°)	845.3	16.6	B2/1000		G2/1000
BVH	(80°-90°)	25.3	0.5			G1/100
UL	(90°-100°)	0.0	0.0		U0/0	
UH	(100°-180°)	0.0	0.0		U0/0	

BUG Rating: B2-U0-G2

Type II Medium





REPORT NUMBER: P199941

CATALOG NUMBER: GWC-AF-01-LED-E1-RW-7030-800

CANDELA DISTRIBUTION (FULL):

	0°	5°	10°	15°	20°	25°	30°	35°	40°	45°	50°
0°	563.2	563.2	563.2	563.2	563.2	563.2	563.2	563.2	563.2	563.2	563.2
2.5°	562.2	561.7	562.2	562.0	562.4	562.4	562.9	563.9	563.9	564.7	564.5
5°	556.6	556.4	557.2	557.9	558.7	560.1	561.5	563.7	565.3	566.5	567.7
7.5°	545.9	545.9	546.9	548.6	550.2	553.4	556.6	561.0	565.3	568.9	572.1
10°	537.0	537.5	538.7	541.6	544.4	549.2	553.8	560.1	566.1	572.1	576.9
12.5°	531.8	532.4	534.6	538.9	543.8	550.2	557.2	565.1	571.9	579.1	583.8
15°	533.4	533.9	537.0	542.4	548.6	556.6	566.1	575.5	583.3	591.0	597.5
17.5°	542.8	543.6	547.1	553.1	559.6	569.2	579.3	589.8	599.7	608.3	616.2
20°	559.6	560.3	564.9	571.3	579.1	588.9	599.0	610.0	621.0	630.1	639.0
22.5°	583.3	584.5	588.9	595.4	603.9	614.6	626.5	638.3	648.9	657.3	665.2
25°	614.6	617.2	621.2	628.5	637.5	647.2	660.2	672.2	682.3	690.1	695.9
27.5°	658.8	662.3	665.4	672.4	681.2	690.4	703.3	713.9	723.6	731.2	735.6
30°	717.3	720.9	724.0	730.7	738.8	747.5	759.7	769.0	775.0	781.1	780.8
32.5°	788.3	792.1	793.3	800.6	808.9	818.3	829.3	834.6	839.3	840.1	835.9
35°	867.7	869.6	874.4	884.0	893.6	901.3	911.9	914.5	914.5	910.9	901.3
37.5°	954.8	956.0	962.7	973.5	983.4	991.3	998.5	1003.8	1001.2	993.3	977.4
40°	1050.3	1052.5	1062.1	1071.7	1082.6	1090.2	1097.8	1098.8	1096.1	1084.8	1063.0
42.5°	1141.5	1143.4	1153.0	1168.1	1182.5	1192.9	1200.0	1201.6	1193.1	1182.7	1155.6
45°	1220.0	1225.1	1237.5	1255.3	1276.1	1290.8	1300.6	1304.7	1297.2	1283.8	1252.3
47.5°	1282.1	1287.2	1304.9	1326.0	1352.0	1375.7	1392.0	1400.7	1398.7	1388.6	1354.4
50°	1327.7	1332.5	1351.6	1377.6	1407.8	1437.5	1465.1	1485.8	1493.0	1488.4	1457.1
52.5°	1333.0	1340.9	1363.4	1398.3	1437.7	1478.0	1517.5	1552.6	1576.3	1579.9	1556.6
55°	1259.3	1267.2	1298.4	1350.0	1408.6	1474.4	1537.8	1596.8	1643.5	1667.6	1655.3
57.5°	1085.6	1099.7	1132.6	1193.1	1279.2	1377.6	1478.6	1583.5	1678.8	1742.3	1754.6
60°	831.9	848.7	881.8	946.1	1042.2	1159.5	1294.4	1449.4	1617.6	1760.6	1846.1
62.5°	533.6	549.5	584.3	640.3	718.5	845.6	990.3	1174.3	1400.3	1626.3	1829.6
65°	274.2	282.9	301.1	335.0	395.9	491.0	620.8	804.3	1062.8	1341.3	1635.6
67.5°	173.7	175.4	179.5	184.3	199.8	232.7	293.3	407.6	620.3	910.9	1255.3
70°	150.2	150.2	148.3	147.6	149.4	154.0	163.5	190.0	261.7	432.4	724.0
72.5°	137.4	136.0	132.8	130.0	129.6	129.6	131.5	135.6	147.1	176.1	283.4
75°	126.7	122.6	118.1	114.9	113.7	112.5	112.3	113.0	115.4	119.9	135.4
77.5°	113.5	108.2	102.9	99.9	98.4	96.7	95.3	93.6	92.5	93.9	100.5
80°	97.7	91.7	87.6	85.7	84.2	81.8	78.6	75.8	73.2	72.6	76.8
82.5°	78.6	71.8	72.0	72.6	70.0	66.7	63.4	60.2	55.7	53.3	55.7
85°	63.6	60.0	58.4	62.9	59.0	54.0	48.7	43.1	35.9	30.3	32.9
87.5°	24.7	24.7	36.9	57.0	51.2	41.7	35.7	30.5	19.0	14.6	14.9
90°	0.0	0.0	0.0	0.0	0.0	0.0	0.0	0.0	0.0	0.0	0.0



REPORT NUMBER: P199941

CATALOG NUMBER: GWC-AF-01-LED-E1-RW-7030-800

CANDELA DISTRIBUTION (continued):

	55°	60°	65°	70°	75°	80°	85°	90°
0°	563.2	563.2	563.2	563.2	563.2	563.2	563.2	563.2
2.5°	564.1	564.7	564.5	564.1	564.1	563.9	564.1	564.1
5°	568.4	569.7	569.7	570.2	570.2	570.4	570.7	570.4
7.5°	574.9	577.1	578.5	580.2	580.5	580.7	581.1	580.7
10°	581.5	585.7	588.9	591.9	593.4	594.0	594.4	594.4
12.5°	589.6	595.6	601.2	606.6	609.2	610.6	610.6	611.7
15°	603.0	609.0	615.4	622.9	627.4	629.9	630.7	630.7
17.5°	622.0	627.2	632.8	639.9	645.7	648.9	649.5	649.3
20°	644.1	649.1	652.2	656.7	661.8	665.4	666.4	666.4
22.5°	669.2	672.2	672.6	674.0	678.2	683.0	685.0	685.6
25°	697.1	697.8	695.9	695.9	698.5	703.1	705.3	705.5
27.5°	733.1	729.6	724.7	723.0	724.7	730.0	732.6	733.5
30°	777.9	769.3	758.3	752.2	751.2	758.3	763.0	763.8
32.5°	829.3	816.8	802.2	790.0	786.8	791.1	796.9	796.7
35°	890.3	875.3	857.5	842.1	834.8	839.1	847.3	848.3
37.5°	960.6	941.2	920.7	901.1	889.8	891.0	899.6	902.5
40°	1039.0	1013.8	988.1	961.8	945.6	942.6	953.2	954.8
42.5°	1122.9	1090.6	1058.1	1025.6	1004.9	1000.2	1012.4	1011.6
45°	1212.6	1171.3	1133.3	1097.3	1072.8	1065.8	1075.7	1075.7
47.5°	1308.7	1257.9	1212.8	1172.0	1145.4	1134.9	1144.6	1145.4
50°	1410.7	1356.8	1303.7	1258.3	1226.4	1213.3	1225.7	1227.6
52.5°	1512.2	1459.7	1406.1	1354.4	1315.7	1299.6	1314.1	1320.3
55°	1615.2	1563.6	1512.4	1461.9	1416.0	1397.1	1412.4	1420.4
57.5°	1723.9	1676.1	1627.4	1576.3	1532.2	1502.7	1518.9	1529.5
60°	1851.3	1810.5	1759.8	1703.5	1658.9	1628.8	1638.3	1647.5
62.5°	1952.1	1967.9	1924.9	1859.7	1802.3	1764.0	1773.1	1782.9
65°	1903.4	2065.9	2104.0	2038.0	1958.6	1898.8	1895.0	1900.0
67.5°	1591.0	1906.5	2136.6	2199.5	2133.0	2050.0	2034.6	2042.0
70°	1064.1	1457.3	1863.3	2165.6	2246.1	2213.9	2198.8	2203.3
72.5°	511.2	848.7	1264.1	1666.1	1910.8	2023.2	2059.1	2076.6
75°	187.0	336.9	609.2	918.1	1108.3	1283.0	1397.1	1443.7
77.5°	112.7	136.0	194.6	293.1	331.8	371.5	356.0	363.9
80°	83.5	94.3	106.7	119.9	124.3	124.3	119.5	115.7
82.5°	58.6	65.5	71.4	78.6	80.7	77.0	63.4	50.4
85°	37.7	40.8	43.4	48.0	46.8	44.7	30.0	26.7
87.5°	17.3	19.6	20.6	22.8	21.9	20.9	14.9	12.4
90°	0.0	0.0	0.0	0.0	0.0	0.0	0.0	0.0

(END OF REPORT)